




2020 Elections



NeurosurgeryPAC

FINAL



The Balance of Power: America Decided... America's Divided

While the Democrats held their majority in the U.S. House of Representatives, they lost seats, leaving them with a more narrow majority in the lower chamber. The final tally in the Senate is 50-50. Because the Democrats won the White House, the Democrats took control, with Vice President Kamala Harris, on hand to break any tie votes. The balance of power following the elections is as follows:

House	2006	2008	2010	2012	2014	2016	2018	2020
Democrats	233	257	193	201	186	195	235	222
Republicans	202	178	242	234	246	240	199	213

Senate	2006	2009	2010	2012	2014	2016	2018	2020
Democrats	49	57	51	53	44	47	45	48
Republicans	49	41	47	45	54	51	53	50
Independents*	2	2	2	2	2	2	2	2

* Note the Independents caucus with the Senate Democrats.

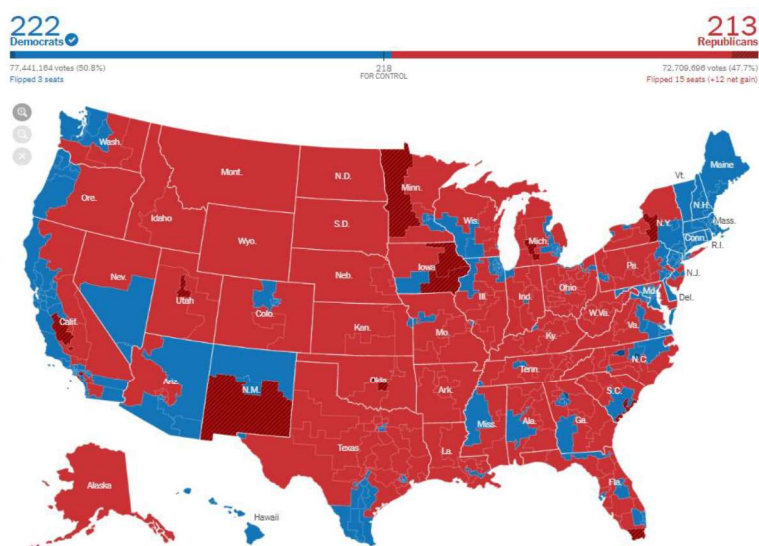
Control of Congress and the White House by Party

Republican control Democratic control

	2011	2012	2013	2014	2015	2016	2017	2018	2019	2020	2021
House	Republican	Republican	Republican	Republican	Republican	Republican	Republican	Republican	Democratic	Democratic	Democratic
Senate*	Democratic	Democratic	Democratic	Democratic	Republican	Republican	Republican	Republican	Republican	Republican	Democratic
White House	Obama	Obama	Obama	Obama	Obama	Obama	Trump	Trump	Trump	Trump	Biden

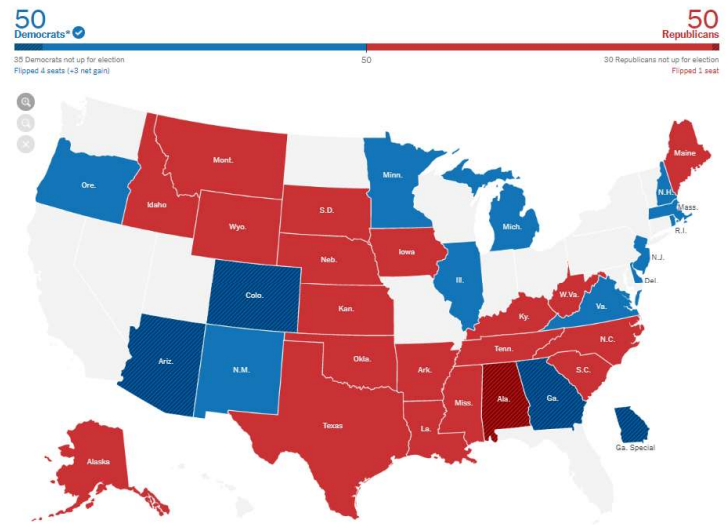
*House & Senate margins as 2/6/2019

**Independents Sanders and King, who caucus with the Democrats, are included in the Democratic tally



Health Professionals Serving in the 117th Congress

The number of health care professionals serving in Congress increased for the 117th Congress. Below is a list of members of Congress and their respective health care profession. Note the “**bold**” text indicates a new member of Congress.



Member of Congress Profession	
SENATE	
Sen. John Barrasso, MD (R-WY)	Orthopaedic Surgeon
Sen. John Boozman, OD (R-AR)	Optometrist
Sen. Bill Cassidy, MD (R-LA)	Gastroenterologist/Hepatology
Sen. Roger Marshall, MD (R-KS)	Obstetrician-Gynecologist
Sen. Rand Paul, MD (R-KY)	Ophthalmologist
HOUSE OF REPRESENTATIVES	
Rep. Brian Babin, DDS (R-TX-36)	Dentist
Rep. Ami Bera, MD (D-CA-07)	Internal Medicine Physician
Rep. Larry Bucshon, MD (R-IN-08)	Cardiothoracic Surgeon
Rep. Michael Burgess, MD (R-TX-26)	Obstetrician
Rep. Buddy Carter, BSPHarm (R-GA-01)	Pharmacist
Rep. Scott DesJarlais, MD (R-TN-04)	General Medicine
Rep. Neal Dunn, MD (R-FL-02)	Urologist
Rep. Drew Ferguson, IV, DMD, PC (R-GA-03)	Dentist
Rep. Paul Gosar, DDS (R-AZ-04)	Dentist
Rep. Mark Green, MD (R-TN-07)	Emergency Physician
Rep. Andy Harris, MD (R-MD-01)	Obstetric Anesthesiologist

Rep. Diana Harshbarger (R-TN-01)	Pharmacist
Rep. Ronny Jackson, MD (R-TX-13)	Emergency Physician
Rep. John Joyce, MD (R-PA-13)	Dermatologist
Rep. Alan Lowenthal, PhD (D-CA-47)	Psychologist
Rep. Mariannette Miller-Meeks, MD (R-IA-2)	Ophthalmologist
Rep. Greg Murphy, MD (R-NC-3)	Urologist
Rep. Raul Ruiz, MD (D-CA-36)	Emergency Physician
Rep. Kim Schrier, MD (D-WA-08)	Pediatrician
Rep. Mike Simpson, DMD (R-ID-02)	Dentist
Rep. Glenn Thompson, MEd (R-PA-15)	Rehabilitation Therapist
Rep. Jeff Van Drew, DDS (R-NJ-02)	Dentist
Rep. Brad Wenstrup, DPM (R-OH-02)	Podiatrist

Unfortunately, three NeurosurgeryPAC-backed physician candidates were unsuccessful in their election bids including:

Cand. John A Cowan, Jr., MD (R-GA-14)	Neurosurgeon
Cand. Bill Clifford, MD (R-KS-1)	Ophthalmologist
Cand. Rich McCormick, MD (R-GA-07)	Emergency Physician

Shattering the Glass Ceiling

A record number of women were victorious in the 2020 election. **Kamala Harris** made history as the first female, Black, and South Asian elected vice president. A record-breaking 148 women are members of the 117th Congress, demonstrating that the then record-breaking 131 women sworn into the 116th Congress was not a one-time surge. In the House 123 women (91 D and 32 R) are serving, and 25 women (17 D and 8 R) are serving in the Senate.

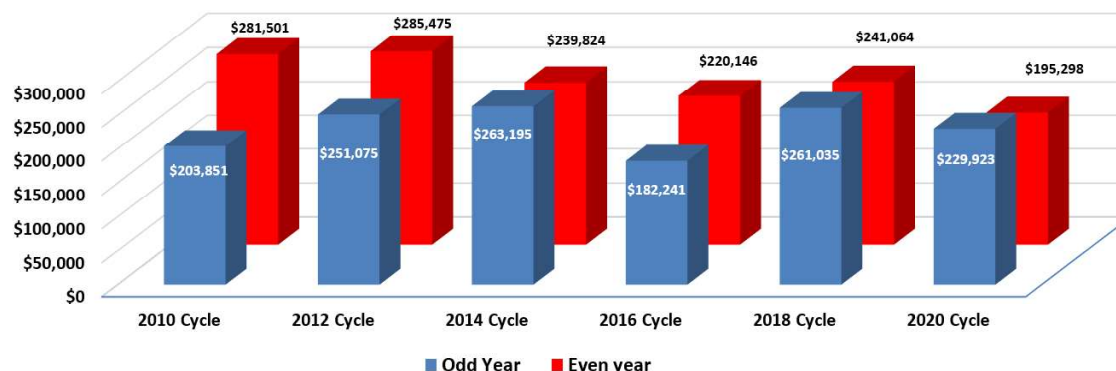
A Few Historic Firsts:

- New Mexico elected the largest all women of color Congressional delegation — **Deb Haaland** (D); **Yvette Herrell** (R); and **Teresa Leger Fernandez** (D).
- **Cori Bush** (D) is Missouri's first Black congresswoman.
- **Marilyn Strickland** (D) is the first Korean American woman elected to Congress and the first Black member of Congress from Washington State.
- Wyoming is sending their first woman to the Senate. By electing **Cynthia Lummis** (R) Wyoming brings the number of states that have never had a woman senator down to 17.
- Republican **Diana Harshbarger's** (TN) win broke into the nine-member all-male delegation in that state.

NeurosurgeryPAC Fundraising for 2020 Election Cycle

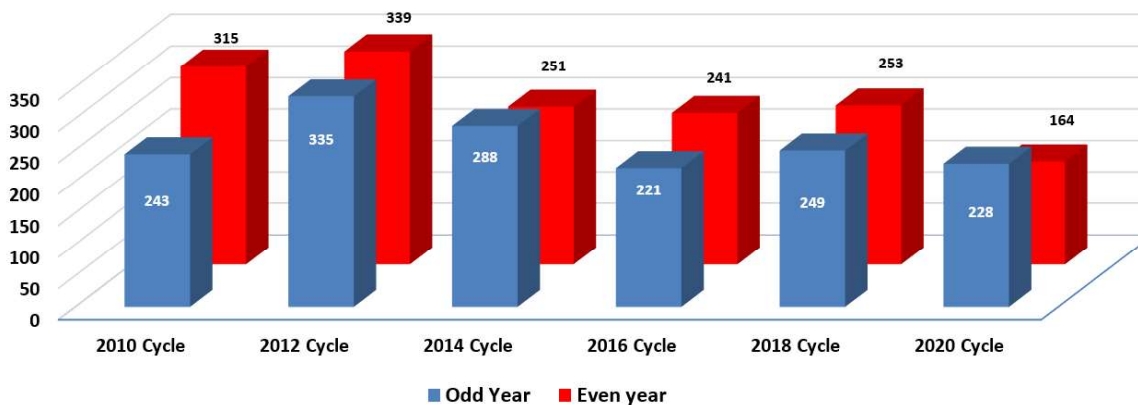
As of Dec. 31, 2020, NeurosurgeryPAC raised \$195,299 from 164 neurosurgeons. The total amount raised for the 2020 cycle (2019-2020) was \$425,221, \$76,859 less than the previous cycle (2017-2018) and falling short of our \$500,000 fundraising goal due to the COVID-19 pandemic.

NeurosurgeryPAC Fundraising by Year/Cycle

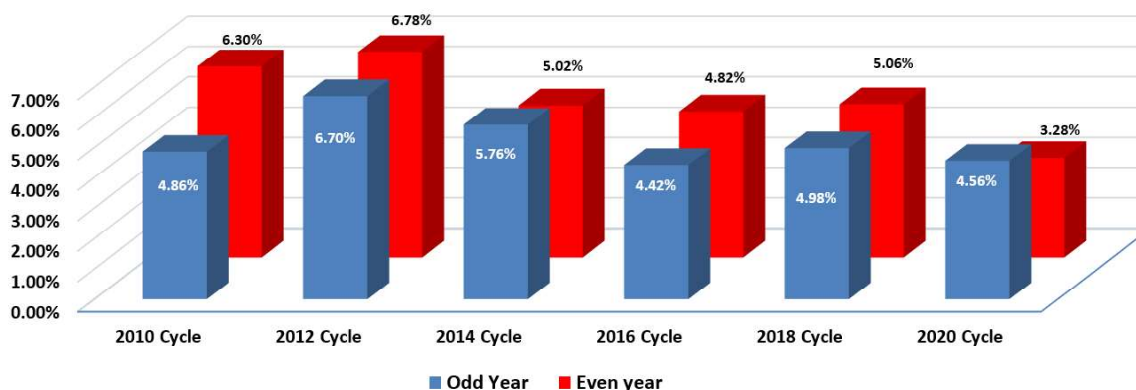


Unfortunately, the number of neurosurgeons contributing to the PAC was down in the 2020 election cycle.

Number of Contributors

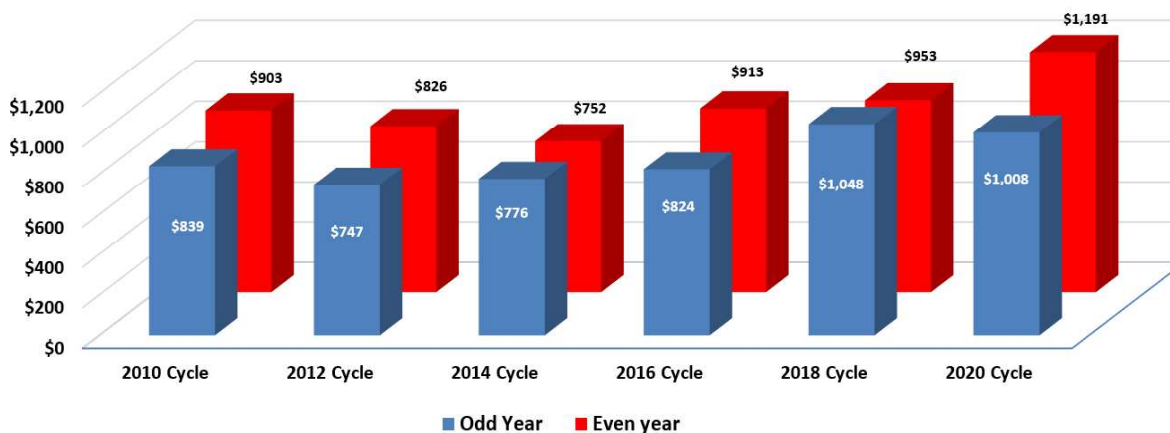


Percent of Eligible Contributors



Continuing a positive trend, our average contribution amount per donor increased to \$1,191.

Average Contribution by Year/Cycle



Click [here](#) to view NeurosurgeryPAC's Legislative Score Card and see where the candidates stand on neurosurgery's top priority issues, as well as other information related to the PAC. As a reminder, NeurosurgeryPAC is nonpartisan and contribution decisions are made based on candidates' legislative record and stated positions on issues of concern to neurosurgeons and their patients.

Election Results for NeurosurgeryPAC

Neurosurgery scored key victories, but also suffered a few unfortunate losses in the elections. The most disappointing outcome was the run-off primary election of neurosurgeon candidate, **John A. Cowan, Jr., MD**, who ran to represent Georgia's 14th Congressional district. He ran a stellar campaign, but due to COVID-19 fell short of his fundraising goals and was unable to overcome his opponent's spending. He will re-evaluate the opportunity to run again in 2022.

With only a handful of losses, NeurosurgeryPAC had one its most successful election cycles. Ninety-five percent of NeurosurgeryPAC-backed candidates winning their general election bids (as compared to 86 percent in the 2018 election cycle). The overall success rate, including both primary and general elections, was 92% (as compared to 77 % in 2018).

Below are several charts highlighting NeurosurgeryPAC's participation in the 2020 election cycle:

NeurosurgeryPAC Backed Candidates 2020 Election Cycle Election Outcome				
Candidate	State	Competitive Race Rating	Campaign Contribution	Election Outcome
SENATE RACES				
Sen. Roy Blunt (R)	MO	N/A	\$2,500	Not up for election
Sen. Shelley M. Capito (R)	WV	Solid R	\$3,500	WON
Sen. Bill Cassidy, MD (R)	LA	Solid R	\$13,500	WON
Sen. Susan Collins (R)	ME	Toss Up	\$1,000	WON
Rep. Roger Marshall, MD (R)	KS-1	Lean R	\$15,000	WON

Candidate	State	Competitive Race Rating	Campaign Contribution	Election Outcome
Sen. Mitch McConnell (R)	KY	Likely R	\$3,500	WON
Sen. Tina Smith (D)	MN	Solid D	\$2,000	WON
Sen. Debbie Stabenow (D)	MI	N/A	\$1,500	Not up for election
HOUSE RACES				
Rep. Terri Sewell (D)	AL-7	Solid D	\$1,000	WON
Rep. Mike Thompson (D)	CA-5	Solid D	\$1,000	WON
Rep. Ami Bera, MD (D)	CA-7	Solid D	\$12,500	WON
Rep. Nancy Pelosi (D)	CA-12	Solid D	\$2,000	WON
Rep. Raul Ruiz, MD (D)	CA-36	Solid D	\$8,500	WON
Rep. Mark Takano (D)	CA-41	Solid D	\$1,000	WON
Rep. Lou Correa (D)	CA-46	Solid D	\$2,500	WON
Rep. Rosa DeLauro (D)	CT-3	Solid D	\$1,000	WON
Rep. Neal Dunn, MD (R)	FL-2	Solid R	\$2,500	WON
Rep. Gus Bilirakis (R)	FL-12	Solid R	\$1,000	WON
Rep. Kathy Castor (D)	FL-14	Solid D	\$1,000	WON
Rep. Vern Buchanan (R)	FL-16	Likely R	\$7,000	WON
Rep. Donna Shalala (D)	FL-27	Likely D	\$3,500	LOST
Rep. Drew Ferguson, DDS (R)	GA-3	Solid R	\$3,500	WON
Cand. Rich McCormick, MD (R)	GA-7	Lean D	\$5,000	LOST
Cand. John A. Cowan, Jr., MD (R)	GA-14	Solid R	\$10,000	Lost Primary
Rep. Mike Simpson, DDS (R)	ID-2	Solid R	\$1,000	WON
Rep. Darin LaHood (R)	IL-18	Solid R	\$5,000	WON
Rep. Larry Bucshon, MD (R)	IN-8	Solid R	\$10,000	WON
Cand. Bill Clifford, MD (R)	KS-1	Solid R	\$2,500	Lost Primary
Rep. Ron Estes (R)	KS-4	Solid R	\$2,500	WON
Rep. Brett Guthrie (R)	KY-2	Solid R	\$3,500	WON
Rep. Andy Barr (R)	KY-6	Likely R	\$6,000	WON

Candidate	State	Competitive Race Rating	Campaign Contribution	Election Outcome
Rep. Steve Scalise (R)	LA-1	Solid R	\$2,000	WON
Rep. Richard Neal (D)	MA-1	Solid D	\$5,000	WON
Rep. Jim McGovern (D)	MA-2	Solid D	\$1,000	WON
Rep. Andy Harris, MD (R)	MD-1	Solid R	\$10,000	WON
Rep. Dutch Ruppersberger (D)	MD-2	Solid D	\$2,500	WON
Rep. Fred Upton (R)	MI-6	Lean R	\$2,500	WON
Rep. Tom Emmer (R)	MN-6	Solid R	\$2,500	WON
Rep. Billy Long (R)	MO-7	Solid R	\$1,000	WON
Rep. Jason Smith (R)	MO-8	Solid R	\$2,000	WON
Rep. George Holding (R)	NC-2	N/A	\$2,500	Retired
Rep. Greg Murphy, MD (R)	NC-3	Solid R	\$5,000	WON
Rep. Richard Hudson (R)	NC-8	Lean R	\$7,500	WON
Rep. Adrian Smith (R)	NE-3	Solid R	\$1,000	WON
Rep. Josh Gottheimer (D)	NJ-5	Likely D	\$1,000	WON
Rep. Frank Pallone (D)	NJ-6	Solid D	\$2,500	WON
Rep. Max Rose (D)	NY-11	Toss Up	\$1,000	LOST
Rep. Tom Reed (R)	NY-23	Solid R	\$2,500	WON
Rep. John Katko (R)	NY-24	Toss Up	\$1,000	WON
Rep. Joe Morelle (D)	NY-25	Solid D	\$2,500	WON
Rep. Brian Higgins (D)	NY-26	Solid D	\$1,000	WON
Rep. Brad Wenstrup, DPM (R)	OH-2	Solid R	\$2,500	WON
Rep. Bill Johnson (R)	OH-6	Solid R	\$1,000	WON
Rep. Dave Joyce (R)	OH-14	Solid R	\$1,000	WON
Rep. Steve Stivers (R)	OH-15	Solid R	\$5,000	WON
Rep. Earl Blumenauer (D)	OR-3	Solid D	\$1,000	WON
Rep. Brian Fitzpatrick (R)	PA-1	Lean R	\$1,000	WON

Candidate	State	Competitive Race Rating	Campaign Contribution	Election Outcome
Rep. John Joyce, MD (R)	PA-13	Solid R	\$3,500	WON
Rep. Mike Kelly (R)	PA-16	Likely R	\$10,000	WON
Rep. Phil Roe, MD (R)	TN-1	N/A	\$10,000	Retired
Rep. Kevin Brady (R)	TX-8	Solid R	\$7,500	WON
Cand. Pete Sessions (R)	TX-17	Solid R	\$5,000	WON
Rep. Michael Burgess, MD (R)	TX-26	Solid R	\$11,000	WON
Rep. Lloyd Doggett (D)	TX-35	Solid D	\$2,500	WON
Rep. Brian Babin, DDS (R)	TX-36	Solid R	\$1,000	WON
Rep. Morgan Griffith (R)	VA-9	Solid R	\$1,000	WON
Rep. Suzan DelBene (D)	WA-1	Solid D	\$5,000	WON
Rep. Kim Schrier, MD (D)	WA-8	Likely D	\$4,500	WON
Rep. Ron Kind (D)	WI-3	Lean D	\$1,000	WON

Party/Leadership PAC Contributions	
Across the Aisle PAC	\$7,500
National Republican Senatorial Committee	\$30,000
National Republican Congressional Committee	\$30,000
PAC Unitatis	\$7,500
Republican Mainstreet Partnership	\$2,500
Tuesday Group	\$10,000
Value in Electing Women PAC (VIEWPAC)	\$10,000
TOTAL	\$97,500

NeurosurgeryPAC Win/Loss Summary	
Winning/Losing Candidates All Elections	60/5
Democrats	22/2
Republicans	38/3
Winning Percentage All Elections	92%
Democrats	92%
Republicans	93%
Winning/Losing Candidates General Election — All	60/3
Democrats	38/1
Republicans	22/2
Winning Percentage General Election — All	95%
Democrats	92%
Republicans	97%
Winning/Losing Candidates General Election — Senate	6/0
Democrats	100%
Republicans	100%
Winning Percentage General Election — Senate	6/0
Democrats	100%
Republicans	100%
Winning/Losing Candidates General Election — House	54/3
Democrats	21/2
Republicans	33/1
Win/Loss Percentage General Election — House	95%
Democrats	91%
Republicans	97%

NeurosurgeryPAC Win/Loss Summary Competitive Races¹ – General Election	
Winning/Losing Candidates	7/2
Democrats	1/1
Republicans	6/1
Winning Percentage	
Democrats	50%
Republicans	86%

¹ Competitive races include those in the “toss-up” or “lean” category.